


# U.S. TREASURY CHECK SECURITY FEATURES


## Treasury Seal

The new seal reflecting "Bureau of the Fiscal Service" has replaced the old one. The old seal, reflecting "Financial Management Service" will be seen in rotation until this check stock runs out.



## Ultraviolet Overprinting

A protective ultraviolet pattern, invisible to the naked eye, consisting of four lines of "FMS" bracketed by the FMS Seal on the left and the United States Seal (eagle) on the right. This pattern can usually be found under the payee information and dollar amount area. The FMS pattern and seals can be detected under a black light. If the amount box is shaved or altered in any way, a space will be created in the ultraviolet area. When exposed to black light, the ink used in the pattern and the seal will glow. This fluorescent quality cannot be photocopied.

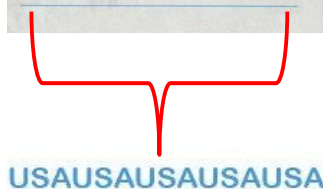



## Bleeding Ink

The Treasury seal, located to the right of the Statue of Liberty contains security ink that will run and turn red when moisture is applied to the black ink of the seal.

## Microprinting

Microprinted words are so small they appear as just a line to the naked eye. However, when magnified, they become visible. Microprinting cannot be duplicated by a copier and when a check is counterfeited, it will often show up as a solid line or a series of dots. The U.S. Treasury check has one area on the back of where microprinting is used with the words "USAUSAUSA."



## Watermark

All U.S. Treasury checks are printed on watermarked paper. The watermark reads "U.S. TREASURY" and can be seen from both the front and back of the check when held up to a light. The watermark is light and cannot be reproduced by a copier. Any check not having the watermark should be suspected as being counterfeit or copied.



You may verify check issue information using the Bureau of the Fiscal Service Treasury Check Verification Application (TCVA) at: <https://tcva.fiscal.treasury.gov>.